

CITY COUNCIL  
LESLIE MCPHERSON, MAYOR  
DANNY CARTER, MAYOR PRO TEM  
SHIRLEY MARCHMAN  
MATTHEW MOMTAHAN  
STEPHANIE WARMOTH  
ANNA MCCOY

# City of Villa Rica



INTERIM CITY MANAGER: JEFF REESE  
CITY CLERK: THERESA CAMPBELL  
CITY ATTORNEY: C. DAVID MECKLIN

571 W BANKHEAD HWY  
VILLA RICA, GA. 30180  
770.459.7000 | VILLARICA.ORG

## **SPECIAL CALLED CITY COUNCIL MEETING : BUDGET WORKSHOP**

Holt-Bishop Justice Center, Municipal Courtroom, 101 Main Street

August 27, 2024 | 6:00 PM


**Meeting Call to Order** (Mayor Leslie McPherson)

**Adoption of the Agenda** (Mayor Leslie McPherson)

### **A. Finance**

1. FY25 Budget Public Hearing #1
2. FY25 Budget Workshop

### **B. Adjournment**



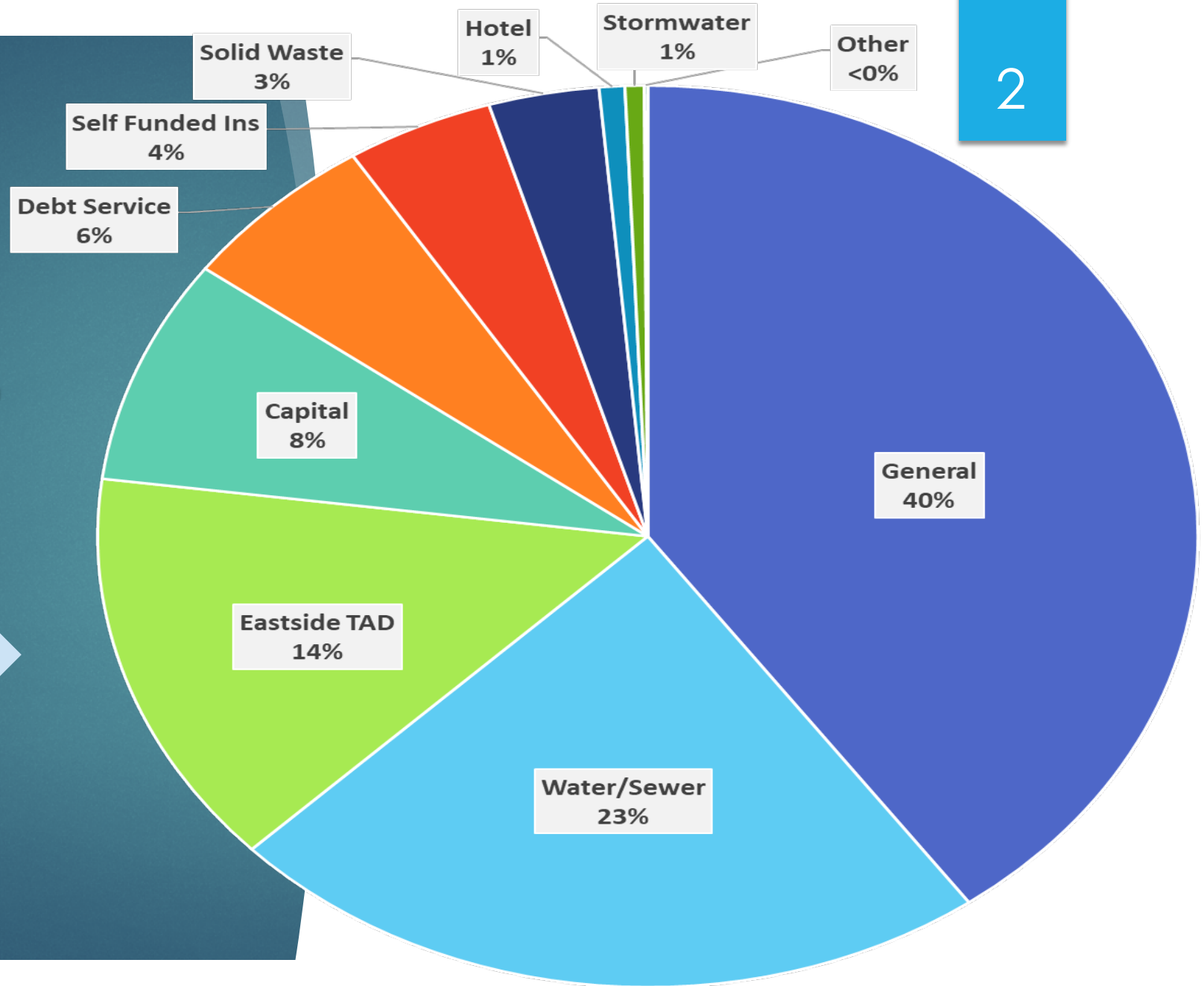
# PROPOSED 2025 BUDGET

CITY OF VILLA RICA – PUBLIC HEARING – AUGUST 27, 2024



# TOTAL PROPOSED 2025 BUDGET

\$56.9m

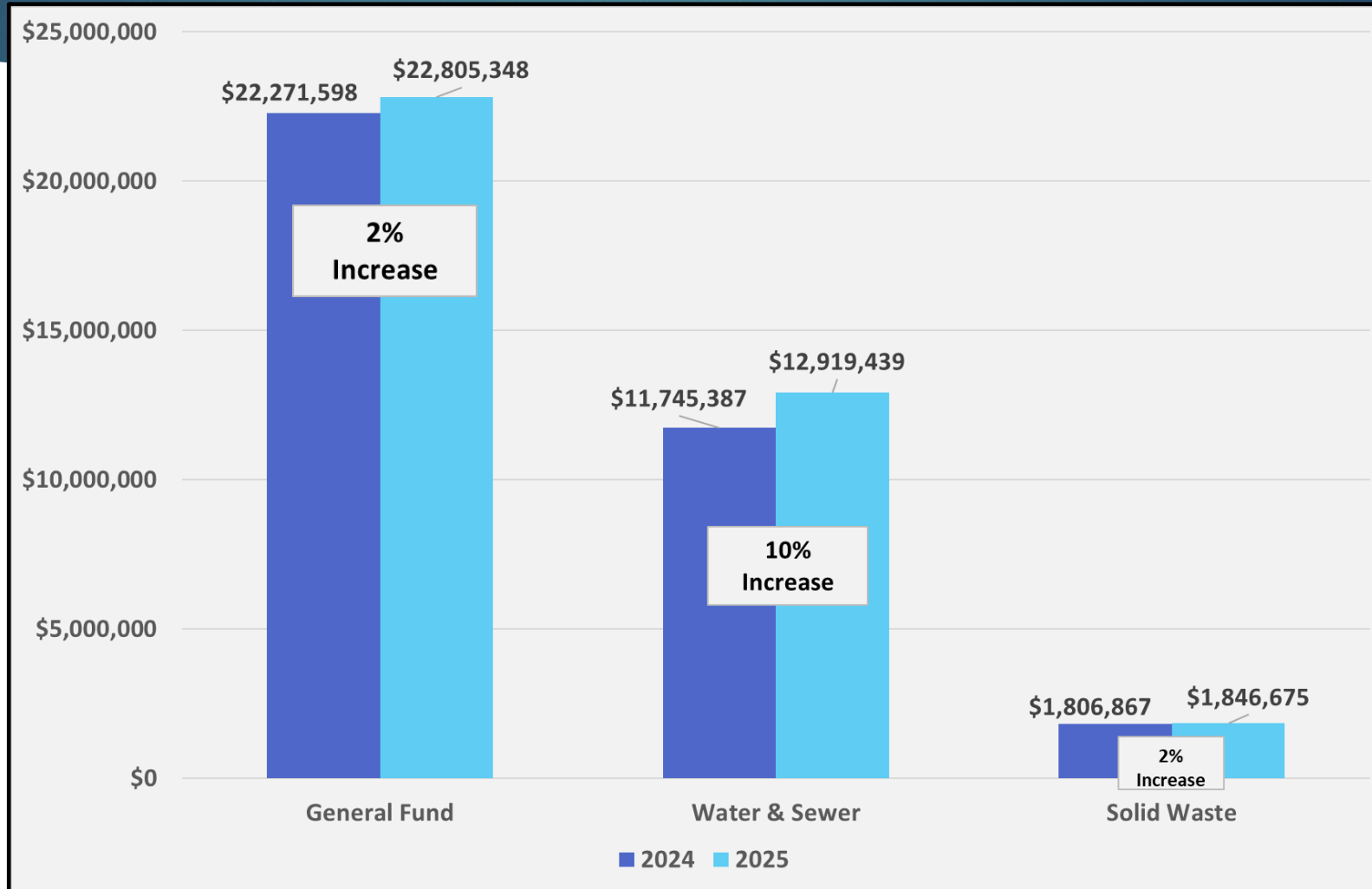


# TOTAL PROPOSED 2025 BUDGET

| FUND                                  | 2024<br>Amended Budget | 2025<br>Proposed Budget | \$ Change from<br>2024 Budget | % Change from<br>2024 Budget |
|---------------------------------------|------------------------|-------------------------|-------------------------------|------------------------------|
| <b>Major Funds</b>                    |                        |                         |                               |                              |
| 100 - General Fund Total              | \$ 22,271,598          | \$ 22,805,348           | \$ 533,750                    | 2%                           |
| 505 - Water/Sewer Fund                | 11,745,387             | 12,919,439              | 1,174,052                     | 10%                          |
| 560 - Stormwater Fund                 | 442,911                | 320,911                 | (122,000)                     | -28%                         |
| 540 - Solid Waste Fund                | 1,806,867              | 1,846,675               | 39,808                        | 2%                           |
| <b>Other Funds</b>                    |                        |                         |                               |                              |
| 210 - Federal Seizures Fund           | 1,000                  | 1,000                   | -                             | 0%                           |
| 212 - State Seizures Fund             | 1,000                  | 1,000                   | -                             | 0%                           |
| 270 - Eastside TAD                    | 14,335,666             | 8,108,485               | (6,227,181)                   | -43%                         |
| 275 - Hotel/ Motel Tax Fund           | 552,668                | 429,001                 | (123,667)                     | -22%                         |
| 290 - Cemetery Fund                   | 27,480                 | 18,800                  | (8,680)                       | -32%                         |
| 746 - Technology Fee                  | 30,000                 | 35,600                  | 5,600                         | 19%                          |
| 335 - Capital Projects - Public Roads | 586,988                | 219,714                 | (367,274)                     | -63%                         |
| 340 - Capital Projects - Grants       | 3,743,088              | 3,193,676               | (549,412)                     | -15%                         |
| 350 - Capital Projects Fund           | 2,356,771              | 1,185,169               | (1,171,602)                   | -50%                         |
| 610 - Self Funded Insurance           | 2,317,563              | 2,470,602               | 153,039                       | 7%                           |
| 285 - VR PFA Debt Service Fund        | 2,406,581              | 2,400,820               | (5,761)                       | 0%                           |
| 420 - VR URA TAD Debt Service Fund    | 718,206                | 940,128                 | 221,922                       | 31%                          |
|                                       | <u>\$ 63,343,774</u>   | <u>\$ 56,896,368</u>    | <u>\$ (6,447,406)</u>         | <u>-10%</u>                  |

# TOTAL PROPOSED 2025 BUDGET

## 2024 vs. 2025



# BUDGET NOTES – GENERAL FUND REVENUE

5.822 Millage - \$532k Increase in Property Tax

\$570k Increase in Building Permits

\$461k Increase in Sales Tax

\$201k Increase in Interest

\$129k Increase in Transfer from W/S Fund for Admin Costs

\$47k Increase in Insurance Premium Taxes

\$29k Increase in Recreation Fees

\$208k Decrease in Intergovernmental Grants

# BUDGET NOTES – WATER/SEWER REVENUE

6

Proposed 5% Water Volume Rate Increase = \$101k.  
For the average customer that uses 4,000 gal/mth., this equates to \$0.90/mth.

New agreements with Douglas & Carroll Water Authorities will require additional rate increases

Sewer rate increase is needed but it is not included in FY25 budget. Our current focus is water rate adjustments.

# BUDGET IMPROVEMENT REQUESTS

*Requests for additional personnel,  
operating and/or capital*



|                     |                            |                            |                            |
|---------------------|----------------------------|----------------------------|----------------------------|
| <b>General Fund</b> | <b>\$ 2,982,873</b>        | <b>\$ 1,968,176</b>        | <b>\$ 1,014,697</b>        |
| <b>Water/Sewer</b>  | <b>3,968,435</b>           | <b>3,968,435</b>           | <b>-</b>                   |
| <b>Solid Waste</b>  | <b>49,630</b>              | <b>-</b>                   | <b>49,630</b>              |
| <b>Stormwater</b>   | <b>400,000</b>             | <b>400,000</b>             | <b>-</b>                   |
| <b>Hotel/Motel</b>  | <b>302,000</b>             | <b>27,000</b>              | <b>275,000</b>             |
| <b>SPLOST</b>       | <b>760,000</b>             | <b>760,000</b>             | <b>-</b>                   |
|                     | <b><u>\$ 8,462,938</u></b> | <b><u>\$ 7,123,611</u></b> | <b><u>\$ 1,339,327</u></b> |

# BUDGET NOTES - EXPENDITURES

8

\$200k "PILOT" Payment to Carroll County per TAD IGA

\$100k Landscape Professional Services & Tree Removal

\$100k Contingency

\$84k Police Dept. Special Response Team (training & equip.)

\$75k Economic Development Professional Services

\$58k Various Maintenance & Repairs at Library

\$1.3m Water Purchases from Douglas & Carroll (incr. of \$600k)



# PERSONNEL



# PERSONNEL - \$16.2m

Prior Year was \$14.6m  
10% Increase

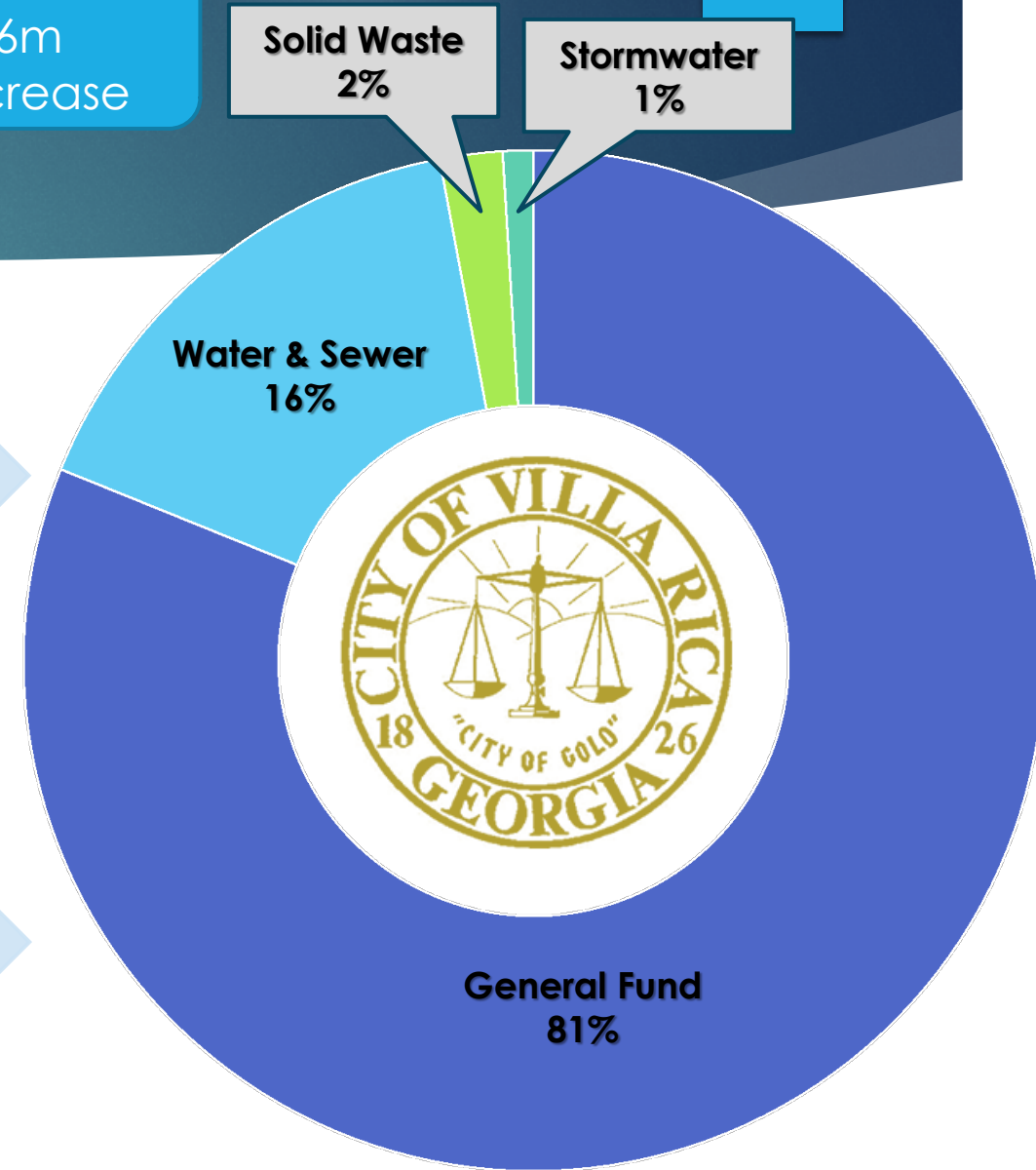
## Personnel

(salary & benefits)

- PT Codes Enforcement Officer - \$28k
- Police Officers (2) - \$158k
- Street Technicians (2) - \$108k
- Grounds Equipment Operator - \$60k
- Athletic Coordinator - \$61k
- Athletic Maintenance Tech - \$56k
- Parks Programmer - \$31k (eliminate 2 PT Aides)

## Pay Adjustments

- 3% Cost of Living Adjustment (COLA) for all employees - \$343k
- Implementation of Salary Study - \$248k
- Other Salary Adjustments / Position Reclassifications - \$119k



# SELF-FUNDED INSURANCE



## Self-Funded Insurance

- The budget is estimated @ 90% of maximum claims.
- The remaining 10% (\$200k) is savings that remains in the funds.
- Current cash balance is over \$1.7 million



# CAPITAL BUDGET



# PROPOSED CAPITAL – EQUIPMENT & VEHICLES

14

## Administration

IT: Access Control for Customer Service,  
Welcome Center & Avanti - \$36k

Customer Svc: F-150 for Meter Tech - \$53k

## Public Safety

Ford Explorer Vehicles & Upfitting (5) - \$395k

Ford Escape for CID - \$27k

Handheld Emergency Radios (4) - \$15k

ProLaser Speed Detection Devices (4) - \$9k

**Equipment &  
Vehicles  
\$783k**

## Grounds

Land Pride Cutter Attachment 12' - \$16k

## Community/Building Development

Comm. Dev.: F-150 for Site Inspections - \$54k

Code Enforcement: Ford Escape - \$32k

Building Maint.: F-250 w/ Service Body - \$56k

## Parks & Recreation

Wood Picnic Tables - \$8k

Field Dragging Machinery (2) - \$69k

## Pine Mountain

Utility Vehicle - \$13k

# PROPOSED CAPITAL – SITE IMPROVEMENTS

15

## Renovation:

N. Ave Bldg. Chapel - \$258k  
N. Ave Fellowship Hall - \$30k  
Horace Luther/Old Library - \$10k

## Powell Park

Reno Restrooms, Utility Closet and Concession Stand - \$35k  
Add Parking Lot & Bleachers - \$10k  
Replace one HVAC unit – \$6.5k

## Grounds / Fleet Shop:

Overhead Heaters for Fleet & Grounds Shop Areas - \$7.5k  
New HVAC for Grounds Area & Manager's Office - \$6.5k

## Gold Dust

Additional Pavilion & Seating - \$20k

## Pine Mountain

Replace Water Wheel as a Water Feature for Pond - \$10k  
Replace one HVAC unit - \$8k

**Total Site  
Improvements  
\$402k**

# PROPOSED CAPITAL – WATER

16

**Water Meters for New Builds - \$129k**

**Warranty Meters & Registers - \$92.5k**

**GDOT By-Pass Water Line Construction (Betterment)**

**\$2.1m**

**Tube Settler Replacement**  
**\$385k**

**Engineering/Design for Sludge Transfer from Water Plant to River Trace Force Main**

**\$45k**

**Restroom on First Floor of Facility - \$12k**  
**Replace Windows - \$15k**

**Total Water Capital \$2.8m**

# PROPOSED CAPITAL – SEWER

17

Vacuum Truck - \$565k  
Garage for Storage - \$24k

Influent Crane Replacement - \$57k  
Flow Meter Replacement - \$40k

Hickory Falls Lift Station  
\$435k

North Plant Upgrade to  
1.5mgd or EQ and Pump  
Station  
\$300k

F-150 Truck  
\$60k

**Total Sewer  
Capital \$1.5m**

# PROPOSED CAPITAL – DIST. & COLL.

18

**F-450 with  
Service Body  
\$80k**

**Total Dist. & Coll.  
Capital  
\$80k**

# PROPOSED CAPITAL – STORMWATER

19

**Sugar Foods Culvert Replacement  
\$300k**

**Stormwater Improvements  
\$100k**

**Total Stormwater  
Capital  
\$400k**

## PROPOSED CAPITAL – ALL (excluding SPLOST)

**Total Capital Funded for 2025  
\$5.9m**

# 2021 Carroll SPLOST

| CARROLL COUNTY 2021   |                   |
|---|-------------------|
| Project   | FY25              |
| <b>Parks and recreation</b>   |                   |
| North Ave Church Gym - Rubber Flooring  | 95,000            |
| Gold Dust - Convert Tennis Courts to 8 Outdoor Pickleball Courts & Correct Drainage | 200,000           |
| Gold Dust - New Pickleball Court Lighting   | 45,000            |
| Gold Dust - New Basketball Gym Bleachers  | 115,000           |
| Gold Dust - Rebuild Baseball Concession Stand                                       | 105,000           |
| Powell Park - Construct 4 Tennis Courts   | 100,000           |
| <b>Economic development</b>   |                   |
| Prospector Park   | 100,000           |
| <i>Total Carroll Co 2021 SPLOST</i>   | <u>\$ 760,000</u> |



Questions?



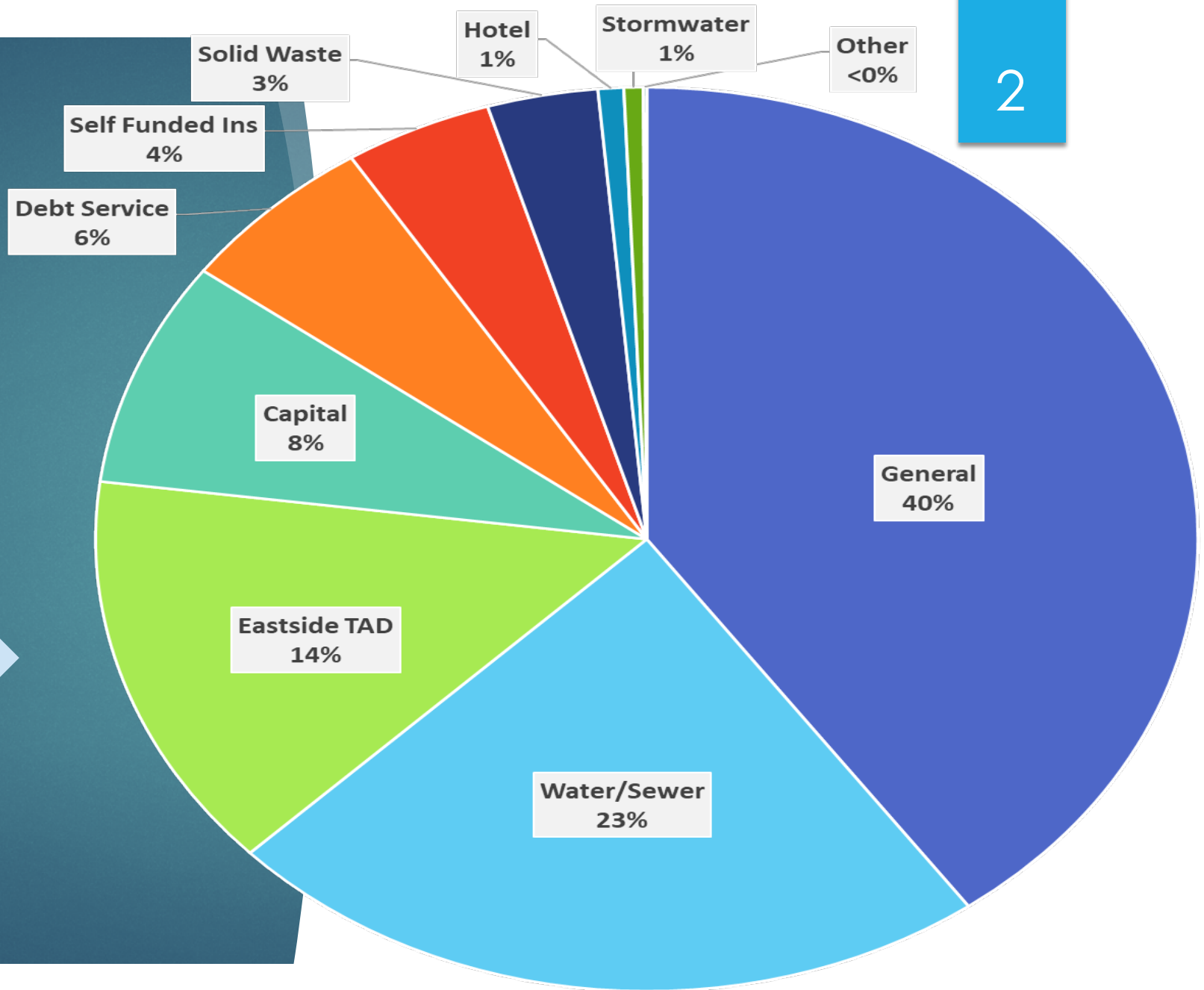
# 2025 BUDGET WORKSHOP

CITY OF VILLA RICA – AUGUST 20, 2024



# TOTAL PROPOSED 2025 BUDGET

\$56.9m

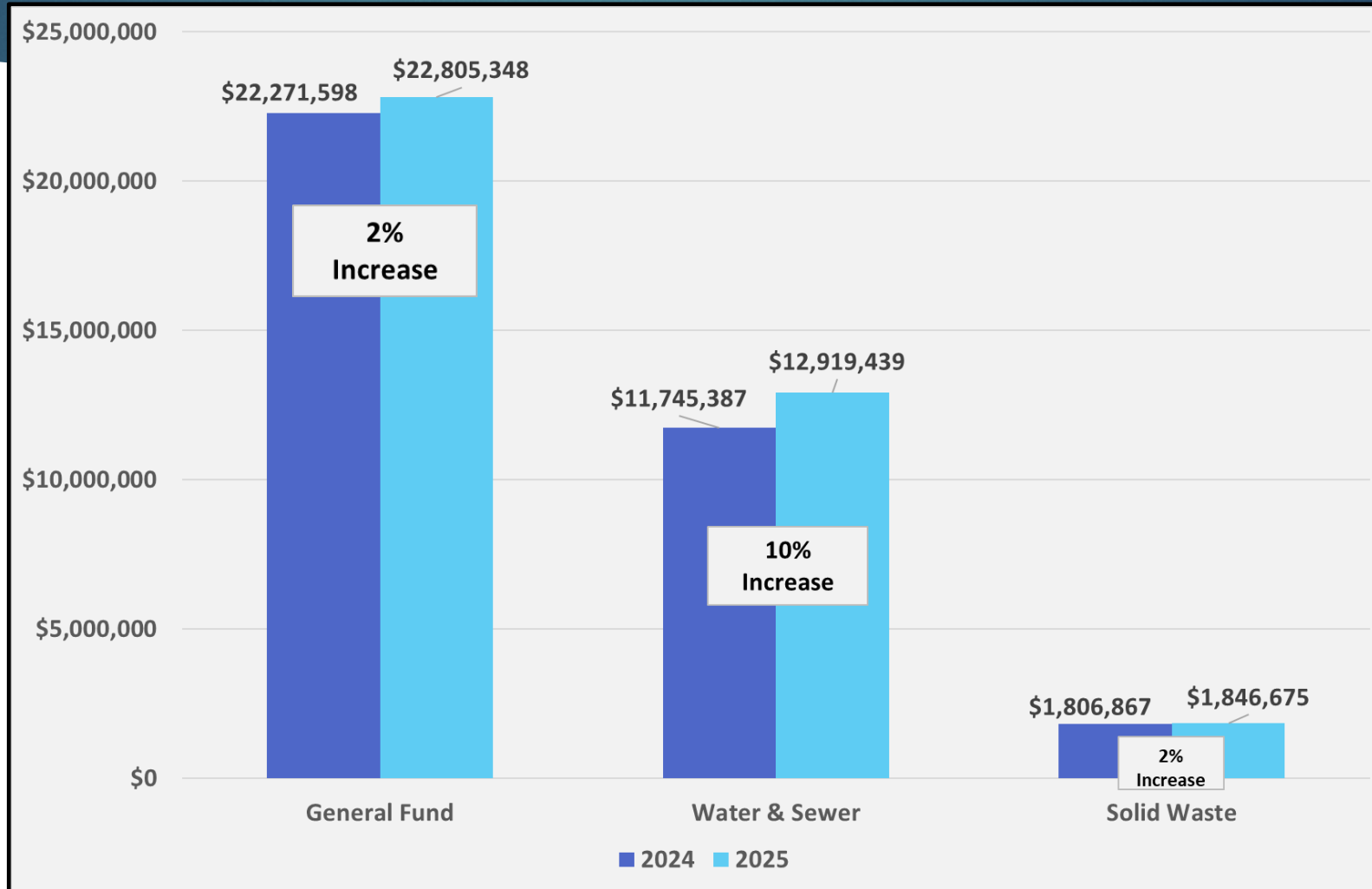


# TOTAL PROPOSED 2025 BUDGET

| FUND                                  | 2024<br>Amended Budget | 2025<br>Proposed Budget | \$ Change from<br>2024 Budget | % Change from<br>2024 Budget |
|---------------------------------------|------------------------|-------------------------|-------------------------------|------------------------------|
| <b>Major Funds</b>                    |                        |                         |                               |                              |
| 100 - General Fund Total              | \$ 22,271,598          | \$ 22,805,348           | \$ 533,750                    | 2%                           |
| 505 - Water/Sewer Fund                | 11,745,387             | 12,919,439              | 1,174,052                     | 10%                          |
| 560 - Stormwater Fund                 | 442,911                | 320,911                 | (122,000)                     | -28%                         |
| 540 - Solid Waste Fund                | 1,806,867              | 1,846,675               | 39,808                        | 2%                           |
| <b>Other Funds</b>                    |                        |                         |                               |                              |
| 210 - Federal Seizures Fund           | 1,000                  | 1,000                   | -                             | 0%                           |
| 212 - State Seizures Fund             | 1,000                  | 1,000                   | -                             | 0%                           |
| 270 - Eastside TAD                    | 14,335,666             | 8,108,485               | (6,227,181)                   | -43%                         |
| 275 - Hotel/ Motel Tax Fund           | 552,668                | 429,001                 | (123,667)                     | -22%                         |
| 290 - Cemetery Fund                   | 27,480                 | 18,800                  | (8,680)                       | -32%                         |
| 746 - Technology Fee                  | 30,000                 | 35,600                  | 5,600                         | 19%                          |
| 335 - Capital Projects - Public Roads | 586,988                | 219,714                 | (367,274)                     | -63%                         |
| 340 - Capital Projects - Grants       | 3,743,088              | 3,193,676               | (549,412)                     | -15%                         |
| 350 - Capital Projects Fund           | 2,356,771              | 1,185,169               | (1,171,602)                   | -50%                         |
| 610 - Self Funded Insurance           | 2,317,563              | 2,470,602               | 153,039                       | 7%                           |
| 285 - VR PFA Debt Service Fund        | 2,406,581              | 2,400,820               | (5,761)                       | 0%                           |
| 420 - VR URA TAD Debt Service Fund    | 718,206                | 940,128                 | 221,922                       | 31%                          |
|                                       | <u>\$ 63,343,774</u>   | <u>\$ 56,896,368</u>    | <u>\$ (6,447,406)</u>         | <u>-10%</u>                  |

# TOTAL PROPOSED 2025 BUDGET

## 2024 vs. 2025



# BUDGET NOTES – GENERAL FUND REVENUE

5.822 Millage - \$532k Increase in Property Tax

\$570k Increase in Building Permits

\$461k Increase in Sales Tax

\$201k Increase in Interest

\$129k Increase in Transfer from W/S Fund for Admin Costs

\$47k Increase in Insurance Premium Taxes

\$29k Increase in Recreation Fees

\$208k Decrease in Intergovernmental Grants

# BUDGET NOTES – WATER/SEWER REVENUE

Proposed 5% Water Volume Rate Increase = \$101k.  
For the average customer that uses 4,000 gal/mth., this equates to \$0.90/mth.

New agreements with Douglas & Carroll Water Authorities will require additional rate increases

Sewer rate increase is needed but it is not included in FY25 budget. Our current focus is water rate adjustments.

# BUDGET IMPROVEMENT REQUESTS

*Requests for additional personnel,  
operating and/or capital*

**Requested:  
\$8.46m**

**Funded:  
\$7.12m**

**Unfunded:  
\$1.34m**

|                     |                            |                            |                            |
|---------------------|----------------------------|----------------------------|----------------------------|
| <b>General Fund</b> | <b>\$ 2,982,873</b>        | <b>\$ 1,968,176</b>        | <b>\$ 1,014,697</b>        |
| <b>Water/Sewer</b>  | <b>3,968,435</b>           | <b>3,968,435</b>           | <b>-</b>                   |
| <b>Solid Waste</b>  | <b>49,630</b>              | <b>-</b>                   | <b>49,630</b>              |
| <b>Stormwater</b>   | <b>400,000</b>             | <b>400,000</b>             | <b>-</b>                   |
| <b>Hotel/Motel</b>  | <b>302,000</b>             | <b>27,000</b>              | <b>275,000</b>             |
| <b>SPLOST</b>       | <b>760,000</b>             | <b>760,000</b>             | <b>-</b>                   |
|                     | <b><u>\$ 8,462,938</u></b> | <b><u>\$ 7,123,611</u></b> | <b><u>\$ 1,339,327</u></b> |

# BUDGET NOTES - EXPENDITURES

\$200K "PILOT" Payment to Carroll County per TAD IGA

\$100,000 Contingency

\$84,649 Police Dept. Special Response Team (training & equip.)

\$75,000 Economic Development Professional Services

\$58,000 Various Maintenance & Repairs at Library

# BUDGET NOTES - EXPENDITURES

\$28,500 V Plex, Fullerville & Gold Dust Field Lighting Maint. & Repair

\$18,000 Police Dept. Replace Flooring and Electrical Repairs

\$17,000 Paint Right Side of Avanti Building

\$100,000 Landscape Professional Services & Tree Removal

\$1,300,000 Water Purchases from Douglas & Carroll (incr. of \$600k)



# PERSONNEL



# PERSONNEL - \$16.2m

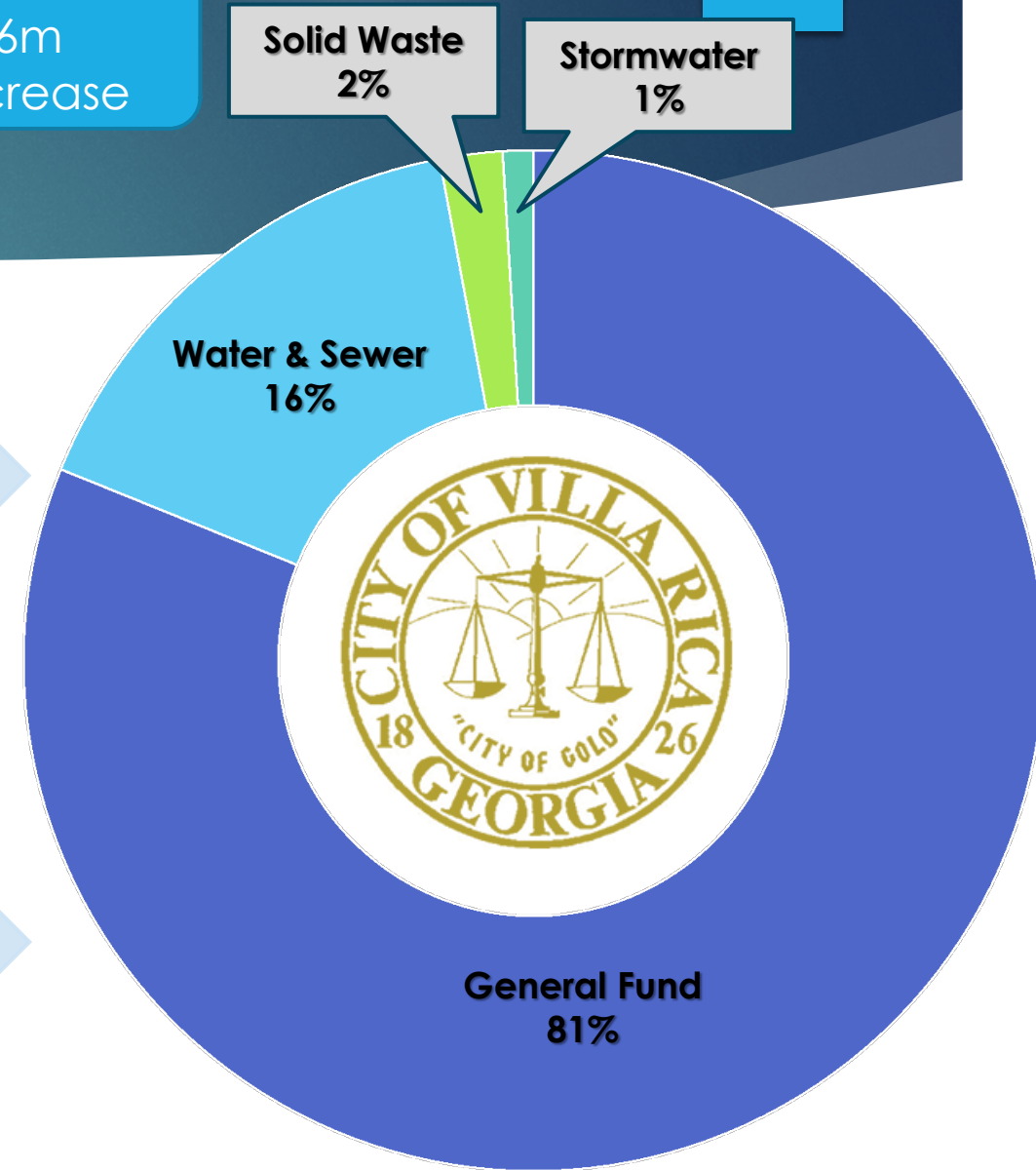
Prior Year was \$14.6m  
10% Increase

## Personnel (salary & benefits)

- PT Codes Enforcement Officer - \$28k
- Police Officers (2) - \$158k
- Street Technicians (2) - \$108k
- Grounds Equipment Operator - \$60k
- Athletic Coordinator - \$61k
- Athletic Maintenance Tech - \$56k
- Parks Programmer - \$31k (eliminate 2 PT Aides)

## Pay Adjustments

- 3% Cost of Living Adjustment (COLA) for all employees - \$343k
- Implementation of Salary Study - \$248k
- Other Salary Adjustments / Position Reclassifications - \$119k



# SELF-FUNDED INSURANCE



## Self-Funded Insurance

- The budget is estimated @ 90% of maximum claims.
- The remaining 10% (\$200k) is savings that remains in the funds.
- Current cash balance is over \$1.7 million



# CAPITAL BUDGET



# PROPOSED CAPITAL – EQUIPMENT & VEHICLES

15

## Administration

IT: Access Control for Customer Service,  
Welcome Center & Avanti - \$36k

Customer Svc: F-150 for Meter Tech - \$53k

## Public Safety

Ford Explorer Vehicles & Upfitting (5) - \$395k

Ford Escape for CID - \$27k

Handheld Emergency Radios (4) - \$15k

ProLaser Speed Detection Devices (4) - \$9k

**Equipment &  
Vehicles  
\$783k**

## Grounds

Land Pride Cutter Attachment 12' - \$16k

## Community/Building Development

Comm. Dev.: F-150 for Site Inspections - \$54k

Code Enforcement: Ford Escape - \$32k

Building Maint.: F-250 w/ Service Body - \$56k

## Parks & Recreation

Wood Picnic Tables - \$8k

Field Dragging Machinery (2) - \$69k

## Pine Mountain

Utility Vehicle - \$13k

# PROPOSED CAPITAL – SITE IMPROVEMENTS

16

## Renovation:

N. Ave Bldg. Chapel - \$258k  
N. Ave Fellowship Hall - \$30k  
Horace Luther/Old Library - \$10k

## Powell Park

Reno Restrooms, Utility Closet and Concession Stand - \$35k  
Add Parking Lot & Bleachers - \$10k  
Replace one HVAC unit – \$6.5k

## Grounds / Fleet Shop:

Overhead Heaters for Fleet & Grounds Shop Areas - \$7.5k  
New HVAC for Grounds Area & Manager's Office - \$6.5k

## Gold Dust

Additional Pavilion & Seating - \$20k

## Pine Mountain

Replace Water Wheel as a Water Feature for Pond - \$10k  
Replace one HVAC unit - \$8k

**Total Site  
Improvements  
\$402k**

# PROPOSED CAPITAL – WATER

17

**Water Meters for New Builds - \$129k**

**Warranty Meters & Registers - \$92.5k**

**GDOT By-Pass Water Line Construction (Betterment)**

**\$2.1m**

**Tube Settler Replacement  
\$385k**

**Engineering/Design for Sludge Transfer from Water Plant to River Trace Force Main**

**\$45k**

**Restroom on First Floor of Facility - \$12k  
Replace Windows - \$15k**

**Total Water Capital \$2.8m**

# PROPOSED CAPITAL – SEWER

18

Vacuum Truck - \$565k  
Garage for Storage - \$24k

Influent Crane Replacement - \$57k  
Flow Meter Replacement - \$40k

Hickory Falls Lift Station  
\$435k

North Plant Upgrade to  
1.5mgd or EQ and Pump  
Station  
\$300k

F-150 Truck  
\$60k

**Total Sewer  
Capital \$1.5m**

# PROPOSED CAPITAL – DIST. & COLL.

19

**F-450 with  
Service Body  
\$80k**

**Total Dist. & Coll.  
Capital  
\$80k**

# PROPOSED CAPITAL – STORMWATER

20

**Sugar Foods Culvert Replacement  
\$300k**

**Stormwater Improvements  
\$100k**

**Total Stormwater  
Capital  
\$400k**

## PROPOSED CAPITAL – ALL (excluding SPLOST)

**Total Capital Funded for 2025  
\$5.9m**

# FY25 SPLOST PROJECTS



# 2021 Carroll SPLOST

| CARROLL COUNTY 2021   |                   |
|---|-------------------|
| Project   | FY25              |
| <b>Parks and recreation</b>   |                   |
| North Ave Church Gym - Rubber Flooring  | 95,000            |
| Gold Dust - Convert Tennis Courts to 8 Outdoor Pickleball Courts & Correct Drainage | 200,000           |
| Gold Dust - New Pickleball Court Lighting   | 45,000            |
| Gold Dust - New Basketball Gym Bleachers  | 115,000           |
| Gold Dust - Rebuild Baseball Concession Stand                                       | 105,000           |
| Powell Park - Construct 4 Tennis Courts   | 100,000           |
| <b>Economic development</b>   |                   |
| Prospector Park   | 100,000           |
| <i>Total Carroll Co 2021 SPLOST</i>   | <u>\$ 760,000</u> |

# DEBT SERVICE



03/01

- Principal - \$1,590,000
- Interest - \$416,699

09/01

- Interest - \$394,121

- Total Debt Service Payment for FY25  
\$2,400,820

## SERIES 2022 BONDS – Water / Sewer

01/01

- Capitalized Interest - \$470,064

07/01

- Capitalized Interest - \$470,064

- Total Debt Service Payment for FY25  
\$940,128

## SERIES 2023 BONDS – TAD



Questions?